


**DATSUN**

*Fair Lady*







For ease of entry, forward hinged doors open wide. Each of the adjustable bucket seats in the neatly designed interior is upholstered in best vinyl leather unsurpassed for appearance and enduring quality.



Gears are selected by a short central gear lever which is completely insulated from engine-gear vibration.

Fully equipped for all-weather driving, it is unique in its class and price range. The instruments are arranged so that they can be instantly read without distracting the driver's attention.



## Sports Car Performance

### Plus Family Car Convenience

### With Small Car Economy

The sports convertible that actually becomes a compact 4-seater family sedan.

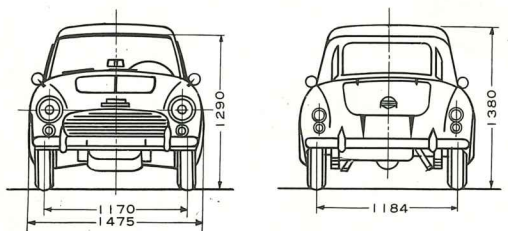
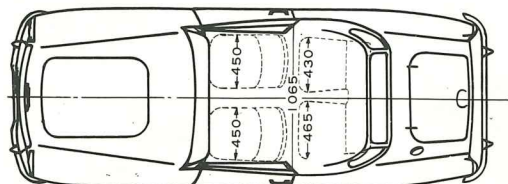
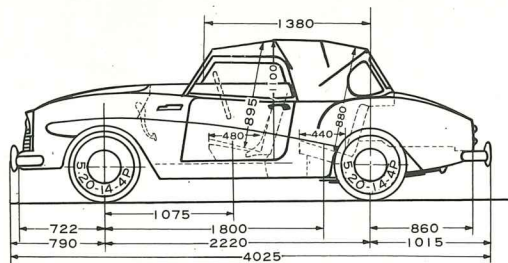
The elegance of its outer line is nicely matched by the all-round excellence of its interior finish.

A fine range of single or two-tone colors is available.




The pleasure of driving is possible not only for you, but for three other members of your family also.

# SPECIFICATIONS



barrel carbure-  
high-efficien-  
cleaner plus  
y contoured  
ft draw out  
1200 cc OHV  
more torque  
power in the  
ranges you  
st.



**MODEL :** SPL 213

**DIMENSIONS & WEIGHT :**

|                  |                     |
|------------------|---------------------|
| Overall length   | 158.5 in. (4025 mm) |
| Overall width    | 58.1 in. (1475 mm)  |
| Overall height   | 54.3 in. (1380 mm)  |
| Wheelbase        | 87.4 in. (2220 mm)  |
| Tread-front      | 46.1 in. (1170 mm)  |
| -rear            | 46.6 in. (1184 mm)  |
| Seating capacity | 4 persons           |
| Vehicle weight   | 1950 lb. (890 kg)   |

**PERFORMANCE :**

|                     |                           |
|---------------------|---------------------------|
| Max. speed          | Up to 82 MPH (132 km/hr.) |
| Min. turning radius | 15.7 ft. (4.8 m)          |

**ENGINE :** Model E1; Gasoline engine in line, water cooled, four-cycle, O. H. V. four-cylinder; Bore 2.875 in. (73.0 mm), stroke 2.796 in. (71.0 mm), cubic capacity 72.5 cu. in. (1189 c.c.); Maximum B. H. P. 60 at 5,000 r. p. m. (SAE rating), maximum torque 67.3 ft-lb (9.3 kg-m) at 3,600 r. p. m.; Compression ratio 8.2:1.

**CLUTCH :** Single dry disc with cushioning springs.

**TRANSMISSION :** 4 speeds forward and 1 reverse, synchromesh; Rear axle gear ratio 4.625.

**STEERING :** Left hand drive; cam and lever type.

**BRAKES :** Hydraulic internal expanding servo type.

**SUSPENSION :** Transverse double link independent front suspension, torsion bar springs; Longitudinal semi-elliptic springs, rear.  
Telescopic shock absorbers, front & rear.

**WHEELS AND TIRES :** Steel disc wheels, 5.20-14, 4 PRT white side wall tires.

**BODY WORK :** All steel body; Inside and outside back mirrors; Reverse lamp; Gasoline filler cap with key; Fully vinyl leather upholstered interior; Full foam rubbered seats; Floor carpet; Safety glass windshield; Dual windshield wiper; Glove box in instrument panel; Fresh air control; Double-tone horn; Cigarette lighter on instrument panel.

**ACCESSORIES :** Tool set; Spare wheel and tire; Tonneau cover.

**OPTIONAL EXTRAS :** Radio; Heater.

## ALL-WEATHER EQUIPMENT

Included in the all-weather equipment are a tough vinyl treated fabric hood and side curtains which are so easy to install or remove. Once they are in place, neither rain nor snow nor wind can enter the cozy interior. A snap-on tonneau cover of same material is also provided.



# NISSAN MOTOR CO., LTD.

## FOREIGN TRADE DIVISION

Otemachi Bldg., Otemachi, Chiyoda-ku, Tokyo, Japan

627